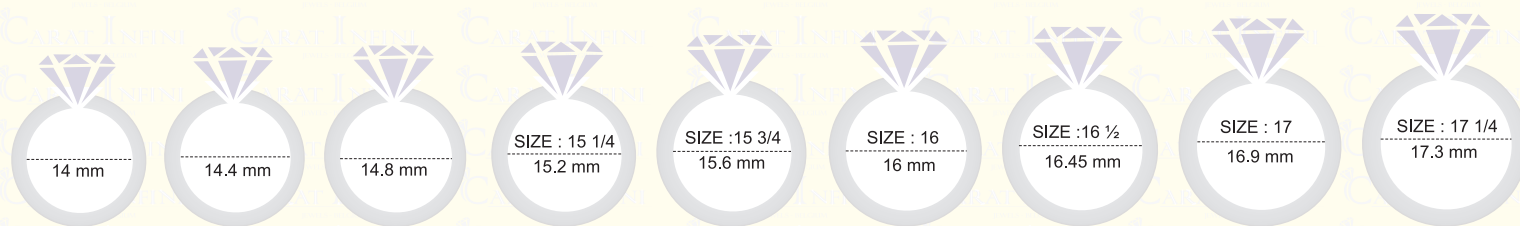


# RING SIZE CHART

(BELGIUM, GERMANY, SCANDINAVIA, NETHERLANDS),

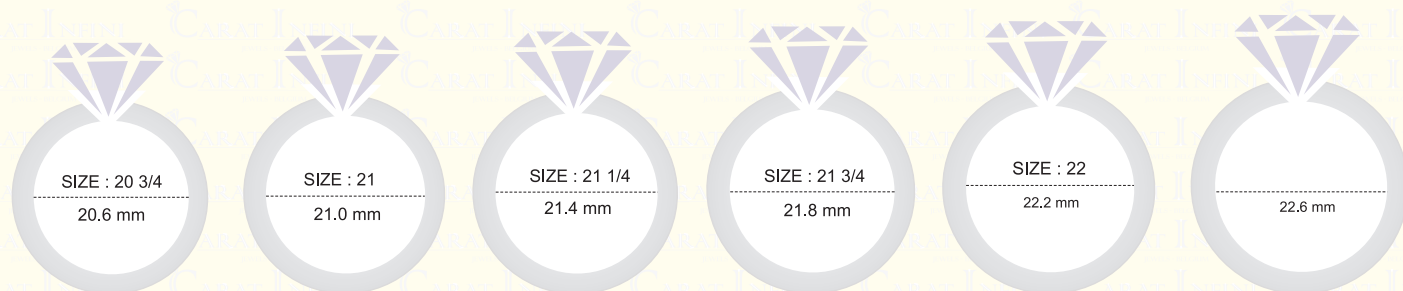
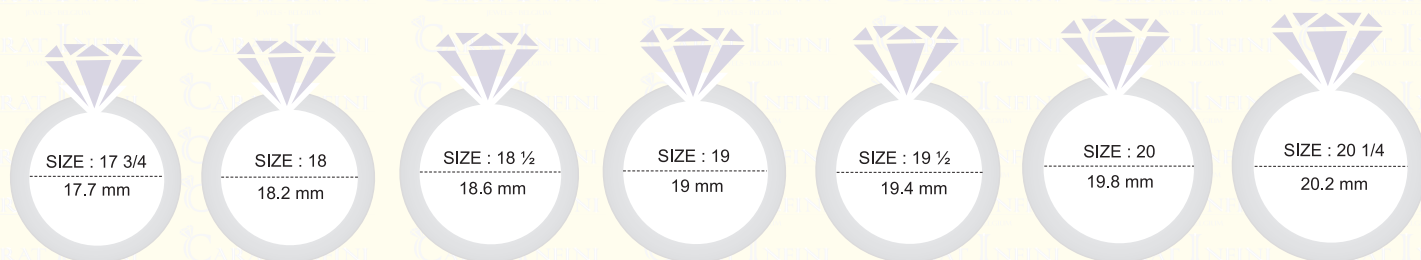
MEASURE, DETERMINE, RE- CHECK, CONFIRM!

This is your printable ring size chart from Carat Infini, Belgium. Please ensure that the PDF is printed at 100%, for accuracy of measurement.



**CARAT INFINI**<sup>TM</sup>

JEWELS - BELGIUM



## Measurement Methods:

### 1. The Ring Test :

- ~ Print the chart of ring sizes for BELGIUM, GERMANY, SCANDINAVIA, NETHERLANDS.
- ~ Find a well fitting ring that your loved one currently wears, making sure it is presently used on the finger you would want your loved one to wear it on.
- ~ Place the ring on the top of each ring size of this chart until you find that the internal circumference of the ring and the internal circumference of the circle overlap one another perfectly.
- ~ Re-check for accuracy and confirm your size.

### 2. The String Test :

- ~ Take a small piece of string, ribbon or thread.
- ~ Wrap it snugly around the finger on which you would want to wear the ring on, and mark the two ends that meet. Measure the string from end to end. That's the circumference of the ring you would need to buy for yourself.
- ~ Compare the circumference size of the string to the size that is as close to the one mentioned on our ring size chart.
- ~ Re-check for accuracy and confirm your size.